



District Report Card: 2017


State: Rajasthan	District: Jalor
Class: 5	Subject: Language
Schools: 59	Students: 930


Participation/Coverage


Students

<div>GENDER</div> <div></div>	Boys		Girls	
	Number	%	Number	%
	447	48.06	483	51.94

<div>AREA</div> <div></div>	Rural		Urban	
	Number	%	Number	%
	914	98.28	16	1.72

<div>CATEGORY</div> <div></div>	SC		ST		OBC		GEN	
	Number	%	Number	%	Number	%	Number	%
	230	24.73	90	9.68	507	54.52	103	11.08

<div>CWSN</div> <div></div>	LD	VI	HI	S&LD	ID	Oth
	2	2	1	3	4	2

<div>Management</div> <div></div>	Government		Government-aided	
	Number	%	Number	%
	930	100.00	0	0.00

Average Performance of Students in Language (%)

Overall	Gender		Area		Management		Social Group			
	Male	Female	Rural	Urban	Govt.	Aided	SC	ST	OBC	GEN
70.49	70.04	70.90	70.34	78.75	70.49	0.00	66.81	68.81	72.62	69.64

Performance on Learning Outcomes (LOs)

Learning Outcomes	Description	Average Performance(%)
L504	Reads and comprehends independently storybooks, news items/ headlines, advertisements etc.	69.12
L508	Reads text with comprehension, locates details and sequence of events	71.17

Range of Performance of Students who Answered Correctly							
Below 30%		30% - 50%		50% - 75%		Above 75%	
Number	%	Number	%	Number	%	Number	%
35	3.76	127	13.66	354	38.06	414	44.52

Lowest Performing Learning Outcomes (LOs)

- 1 - Reads and comprehends independently storybooks, news items/ headlines, advertisements etc. (69.12)
- 2 - Reads text with comprehension, locates details and sequence of events (71.17)